

ATTENBOROUGH DOORS

THE UK'S PREMIER DOOR MANUFACTURER AND INSTALLER

Our emergency line is manned by fully trained personnel and attended by highly skilled engineers in equipped workshop vehicles.

We maintain and repair any make of manufactured industrial doors, and most automated entrance doors.

BENEFITS OF ATTENBOROUGH DOORS MAINTENANCE:

- We comply with all current legislation
- Prolong operational life of your doors and shutters
- The working condition of your doors / shutters becomes safer and more efficient
- Prevent potential loss of revenue through downtime
- We help to relieve the variable cost of reactive repairs
- We will help you to identify any safety issues or concerns
- Fixed cost, planned maintenance
- Assisted budget planning
- We offer variable levels of service to suit your budget



**24hr
EMERGENCY
CALL OUT**

0115 930 0815

365 days a year

LEGAL REQUIREMENTS

Current legislation places a duty of care on all building owners and occupiers to ensure their doors and shutters are regularly maintained by a competent organisation or person. Records to this effect are required by law. The main regulations are:

- **The Workplace (Health, Safety and Welfare) Regulations 1992**
- **The Fire Precautions (Workplace) Regulations 1997**
- **The Provision and Use of Work Equipment Regulations 1998**

To help you meet your obligations under the above regulations and ensure continued safety in use, Attenborough Doors will promptly provide a qualified and trained Engineer to carry out reactive repairs and maintenance works as required.

DECLARATION OF INCORPORATION

NOTE: It is our policy to supply doors that meet all relevant building regulations and Health & Safety requirements wherever it is practical and we urge our customers to familiarise themselves with their onward obligations. For further information please contact Attenborough Doors on 0115 930 0815.

Our policy is one of continuous product development. We reserve the right to make such alterations in design and manufacture as considered necessary without notice. Drawings, specifications and other details are not binding in detail.



SECURITY GATE SYSTEMS



Burglar deterrent side sliding steel grilles

ATTENBOROUGH

THE UK'S PREMIER DOOR MANUFACTURER AND INSTALLER

MERLIN WAY, QUARRY HILL INDUSTRIAL PARK, ILKESTON, DERBYSHIRE DE7 4RA

Telephone 0115 930 0815 Fax: 0115 944 8930

Email: information@attenboroughdoor.co.uk



www.attenboroughdoor.co.uk



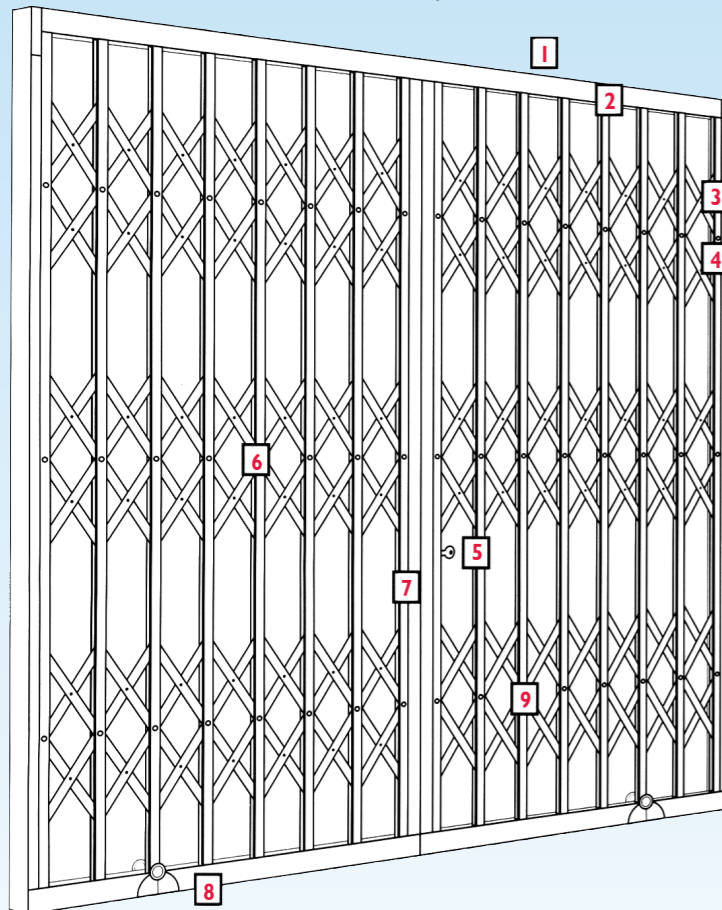
- FIRE, AUTOMATIC & INDUSTRIAL DOORS
- SECURITY SHUTTERS & GRILLES
- TRAFFIC FLOW & ENTRY SYSTEMS
- LOADING DOCK EQUIPMENT

SECURITY GATE SYSTEMS


SPECIFICATIONS



We are the UK's premier supplier and installer of all types of physical security products, protecting: retail and shopping centres, local authority offices, health centres, car and commercial vehicle showrooms.



The Security Gate System combines a classic appearance with effective protection, ideal for home or the workplace. The system can be easily fitted to the face or reveal of a window or door aperture and can be specified in a single or double sash configuration.

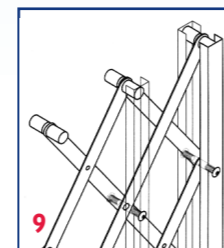
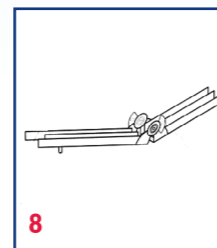
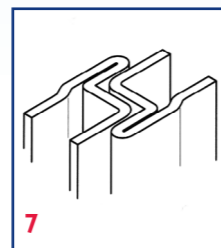
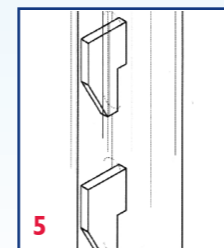
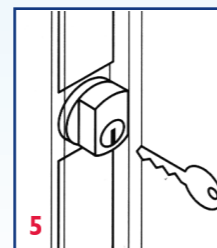
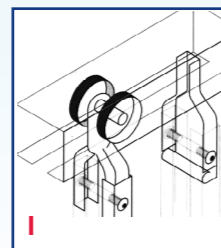


STANDARD LATTICE



'S' LATTICE OPTION

- 1 Top hung on nylon coated steel bearings.
- 2 All galvanised steel construction.
- 3 Powder coating in a range of colours.
- 4 Fits within or to the face of the reveal.
- 5 Multi-point locking from single key.
- 6 Strong steel lattice with smooth durable finish.
- 7 Overlapped locking profiles.
- 8 Optional lift up bottom track.
- 9 Specially designed assembly system (patent applied for).



SECURITY GATE SYSTEMS

SPECIFICATIONS

INSURANCE APPROVED - SECURITY GATE SYSTEM 1001

- The high security 1001 is tested and approved to LPS 1175-1.
- Keeps potential intruders out. Custom built to suit existing openings by trained installers.
- Versatile - fits internally in either the window reveal or around the opening in either single or double sash configuration.
- Fully framed assembly with top and bottom tracks.
- Sashes constructed of vertical channels enclosing sliding pivots. Cross links of folded steel with brushed rivets.
- Multipoint locking with inbuilt anti-jemmy slam post.
- Finished in white (other colour options available).

SECEUROGUARD™

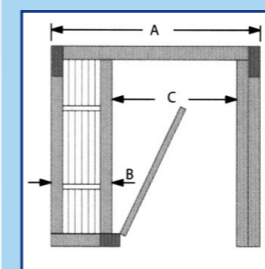
Attenborough Doors is a fully authorised distributor and installer of SeceuroGuard 1001 with all installations carrying the LPCB mark. The SeceuroGuard 1001 system has achieved the loss prevention standard 1175-1 as a result of extensive research and development.



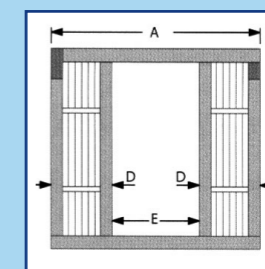
STANDARD SECURITY GATE SYSTEM 1000

- Keeps potential intruders out. Custom built to suit existing openings by trained installers.
- Sashes constructed of vertical channels enclosing sliding pivots. Cross links of folded steel with brushed rivets.
- Fully framed assembly with top and bottom tracks.
- Multipoint locking with inbuilt anti-jemmy slam post.
- Finished in white (other colour options available).
- Can be made to lift up and its sashes hinged to swing away from the opening at 90° or 180°.

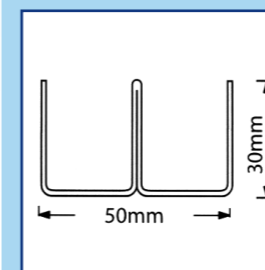
SECURITY GATES BUNCH SIZES



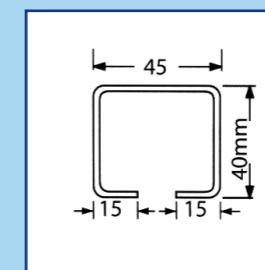
SINGLE SASH



DOUBLE SASH



BOTTOM 'W' TRACK



TOP TRACK

A lower security 20mm bottom 'T' track is also available.

STANDARD COLOUR OPTIONS

White RAL 9010, Brown RAL 8014, Traffic Red RAL 3020, Royal Blue RAL 5002, Magnolia RAL 1015, Moss Green RAL 6005, Grey RAL 7035, Black RAL 9005, Red RAL 3002, Fir Green RAL 6009, Yellow RAL 1018, Blue RAL 5010, Brilliant White RAL 9016, Grey RAL 7000, Dark Brown BS 08 B 29, Biege BS 08 B 17, Poppy Red BS 04 E 53, Grey RAL 7031

BUNCH SIZES FOR SLIDING STEEL GATES

Overall Gate Width A (mm)	SINGLE SASH		DOUBLE SASH	
	Single Sash Bunch B (mm)	Clear Opening Width C (mm)	Double Sash per Bunch D (mm)	Clear Opening Width E (mm)
500	135	315	-	-
1000	180	770	135	730
1500	240	1210	165	1170
2000	300	1650	195	1610
2500	360	2090	225	2050
3000	420	2530	255	2490
3500	-	-	270	2960
4000	-	-	300	3400
4500	-	-	330	3840
5000	-	-	360	4280

All clear opening sizes for single sash gates allow for the strike post (50mm) for hinge side gates the bunch size is increased by a further 30mm per sash.