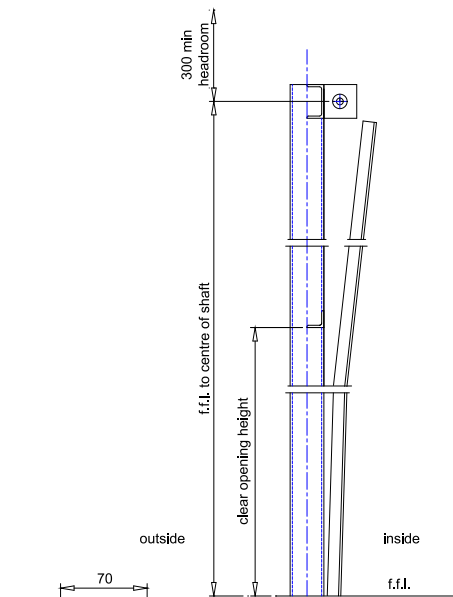
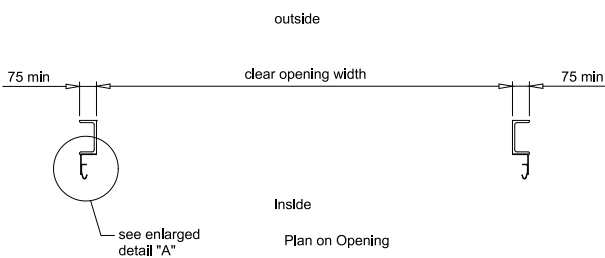
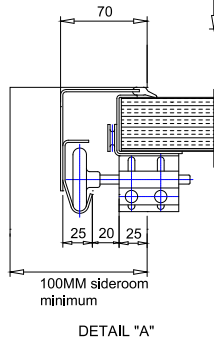


Elevation from inside building



Section through opening

FOR DOORS OVER 5500mm HIGH - CONSULT ATTENBOROUGH DOORS



ATTENBOROUGH DOORS LTD
 MERLIN WAY, QUARRY HILL INDUSTRIAL PARK
 ILKESTON, DERBYSHIRE
 DE7 4RA
 TEL: 0115 9300815, FAX: 0115 9448930

VERTICAL LIFT TRACK - STEELWORK REQUIREMENT FOR 2" TRACK	
Client	Revisions
Site	Date
	drg no

